



Propeller Teller

The Official Newsletter of the MARKS Club (Miniature Aircraft Radio Kontrol Society) - AMA Charter 133

Key and Lock Change

Many members found their way to Greenspot last Saturday March 1st to get a new key for our locks and to check out the progress that we have made on our old field. Although, the weather was not as advertized, it did not rain, but it was certainly on the fresh side with some members taking frequent shelter in their cars or trucks to warm up. Around ten o'clock there was even some sunshine and a few of us did some flying. Everybody that made it to the field was treated with free donuts. - By the way, the new keys should work for all locks, gates and pin box.

While Andreas was handing out the keys to the new lock, Dion (one of our new-



est members!) and Dennis were painting the storage sheds. Dennis had picked



Jan and Woody Mummery test fitting the draft version of the new MARKS sign. This is one of two signs that will be attached on our containers.

the color from a selection of browns to make the containers blend in nicely with the environment. The color is called "Gaucho" (WalMart #96191), is latex-based, dries rather quickly, and makes the two containers look great and almost like new. We also found out that the color comes off easily from a down jacket that had accidentally touched the container using water and a paper towel – Right Jan ☺ ?

John Richardson had provided a new windsock as a replacement for the "old orange rag" that we had

hanging there sadly for a while, and Erik and Sven mounted it on the old steel fixture. The new windsock is from World Models Hobbies and it is a bit smaller than the previous. Also, the fabric seems somewhat thinner. This is, however, a temporary solution and we will see how the new windsock fares, being out in the weather all the time. We also want to see if it gets "legs", that is if the current installation which is not locked is sufficient. Once we have probed out all options we will purchase an airport grade windsock and

Volume 41, Issue 3

March 2008

Inside this issue:

Key and Lock Change	1, 2
New MARKS Member Section	2
Aviation Related News On-Line	3
Note from the Editor	3
Upcoming Events	4-6
President's Corner	7, 8
Solution to last Month's Picture Quiz	8
Last page—What's next?	9



mount it securely on a high steel pole.

Finally, we test fitted the new airfield signs that Woody Mummery is going to fabricate. On the front picture of this newsletter you

Key and Lock Change (Continued)

can see Woody and Jan holding the prototype of the sign on the container where it will be attached. There will be two signs; the main sign will be on the front facing the entry of the field and a second one will face the field. The real signs will be printed on good quality paper, then glued to a wooden base, and finally covered with a transparent plastic sheet to protect the sign and make them easy to clean.

Thanks again to everybody for helping that weekend (Special thanks to Dennis and Dion)! - As you can see on the picture on the left it was well worth the effort. (dh & abl)



The freshly painted containers and the new, temporary windsock.—Wow! What a difference a bit of color makes!

New MARKS Member Section

Note from the Editors: This is a new section in our newsletter where we want to welcome our newest members to the MARKS club and at the same time introduce them to the entire membership. The goal is to have a little story and maybe some pictures for all new members that join. – So if you are a new member, please send us some info about yourself and you will be featured in the next issue of the Propeller Teller.

Dion Reed joined the MARKS Club this February. Dion started out flying RC planes at a young age while living in the city of Highland. His first flights were with rockets and gliders in the same area of Greenspot that we now use as our flying field just 25 years earlier. It probably must have looked a lot different than today! The rockets were flown from the level area in the riverbed and the gliders were flown from the top of the hill next to the steel bridge.

As Dion got older, he and his friend Dave began their long friendship with the sport of RC flying. Dion was also racing RC cars in competition during the same time period as his RC flying. After regaining his senses he gave up the "RC car thing" and got back to flying RC planes. Since there were no flying fields in the area he and Dave used the roads in the area. Dion

started working for the University of Redlands a few years back and that is where I met him. We started discussing RC flying, I told him that I always had an interest in the sport but had no experience. Dion talked me into going to Hobby People and I purchased a Wright Flyer 40 size, I joined the MARKS club and Dion taught me how to fly. Due to family and work matters he was unable to fly on a regular basis until recently when I talked him into joining the club. Dion is normally off of work on Sunday and Monday (the same days that I am off) so we will be going to Greenspot to fly as often as possible. Dion has scale, aerobatic, nitro, electric, and glider planes. When the club decides on what the new pylon racer and motor will be I am sure I will be able to talk him into flying the pylon races. Oh, by the way he owns a big boat and likes to fish. (dh)



Aviation Related News On-Line

Meeting A Goose at 11,000 Ft.

Yikes! Meeting a goose at 11,000 ft. and 185 kts can ruin your whole day (to say nothing about your aircraft). The pilot was injured but was able to land the aircraft safely (rf)



Assessing the damage on the ground on the Beech Baron.

Fake Pictures of the Month

There was an e-mail sent around in January with a supposedly new navy jet.—The e-mail is below. This would be in fact a cool plane if it was real, but the picture was taken from the movie set of the movie *Stealth* (2005). The official movie site is www.sonypictures.com/homevideo/stealth.

Moral: Don't believe everything you read



online. A good site to check on facts is www.snopes.com. (abl)

Here is the original e-mail: *Officially the 'Air Vehicle Number 1', a prototype, on board the USS George Washington CVN-73 for catapult fit checks. Not exactly still Top Secret but certainly not yet made public.*

It will be known as the F/A-37. Although specs are classified, it is believed to be Mach 3.5 (top speed in the Mach 4 range), super-cruise stealth fighter/bomber/interceptor with approximately a 4,000nm range. Awesome!



Note from the Editor



We are always looking for good material for our newsletter. So if you experience stories that you would like to share with other club members, please submit them along with some text and pictures. The best and easiest way is to send me an e-mail to newsletter@rcmarks.org, but you can also send me a letter or simply come to a club meeting and give me a copy of your adventure.

As you can see we have a new format for our newsletter; as always with innovation, this is a first shot and you will certainly see the newsletter being transformed here and there. In future newsletters we will also include pictures and a description of the Model of the Month contest as well as the Picture of the Month.—so stay tuned (dh)

Thanks!

“Send us your stories and adventures—it is always great to share what is happening in your workshop or at the field with the gang”

Upcoming Events

Citrus Harvest Festival

The City of Highland is having their 12th Annual Citrus Harvest Festival on Saturday March 29, 2008 and we will be setting up a small 10x10' display (Ez-Up) in that context. Because Highland is the closest town to our current field, this seems to be a great opportunity to get more people involved with our community. The official link to the Harvest Festival is <http://www.ci.highland.ca.us/events.htm>. The festival starts at 10:00 AM and closes at 3:30PM. The rain date is April 5th.

We will be showing some models, pictures, handing out fliers, telling people what we do, what makes RC modeling a great hobby, and tell interested folks about the MARKS club's activities, and other pertinent information. If you would like to participate with the static display, be there at the booth, or help out otherwise, please send an e-mail to Steven (vicepresident@rcmarks.org).



World Model Pylon Races



The pylon season started a bit rocky this year.

In part this was due to the fact that there was a lot going on organizing various

club administration activities (mostly boring but important stuff), because our Greenspot field is currently under renovation, and most recently, because Joe Augino, our Event Coordinator had his

Laptop crash on him (not figuratively).

This also shows that RC planes are not the only devices that can crash!

We are very close to a final decision how our pylon racers should look like in the future. Based on some field tests of Chris Gaultier and Joe Augino we have found that the speed differences and flight characteristics of Quickie 500 type planes (Class 424) and our World Model planes are almost non-existent. This is with either an OS Max LA .40 or a Magnum .28 as a

power plant. Below are the current tentative rules for our new race planes.

We have to confirm these new rules with the Gilman Springs fliers and then we are all set. Because of various activities we plan on having the next race at Greenspot on Saturday, May 24. This is, however, a tentative date, as we want to finish resurfacing our runway before we have the next race. If you have questions please ask Joe, he should be back on-line by the end of the week. (abl)

The following planes qualify for the races:

- All old World Model types (the ones we used so far)
- Quickie 500 type, class 424 planes
- Planes that have the following characteristics:
 - ◆ Must have a weight of at least 3lbs 3oz
 - ◆ Must have at least a span width of 48"
 - ◆ Must have at least a wing area (only wing) of 430 sq inch
 - ◆ Must be certified before a race (only once) by a club official. The main criterion is that the plane flies not faster than 86 mph in horizontal flight.

All other rules stay the same



A Quickie 500 from Great Planes

Chino Flyers Swap Meet, Piper Cub Show



Chino Flyers Swap Meet & Piper Cub Show March 16, 2008 Fisherman's Retreat 32300 San Timoteo Cyn Rd, Redlands Swap Meet Set up at 8 am Flying starts at 9 am Terry 951 845-1794 for information <http://www.amaachinofliers.com>



Upcoming Events (Continued)

Redlands Fly-In 2008

Note from the Editors: This is from an e-mail that went out to all MARKS members on March 4th.

When is the Fly-In?

The Redlands Fly-In 2008 will be held on **Saturday May 10th**, that is, one day before Mother's Day.

What is new and/or improved?

Four Club event: This year we will have members from four local clubs participating and showing their favorite RC models. Such an organization allows us to have an awesome static display and some serious flying power for our demonstrations.

The four clubs are MARKS, AMAA, PVMAC, and Gilman Springs.

New location: Because of construction work in front of the FBO we will have the event on the West side of the airport. The



area is much larger and much better suited for an air show, especially for us RC modelers. Below is a list of cool facts about the new location:

- Our setup is in show center
- We will be protected by a large hangar from any prop wind of full scale planes and because we are with the back to a hangar crowd control will be easier
- We will have electricity from the hangars
- There will be a runway access that is strictly for RC models
- We will have much more space for our display
- Access will be much easier
- There will be a static and a semi static full scale display area and vendors will be nearby.
- More and closer parking is available
- Todd Housley who was organizing the first two Redlands Fly-In's is back this year.
- There will be a NOTAM in effect so that Redlands is a controlled airspace during the Redlands Fly (unlike last year where there was none)
- Like last year this will be again an AMA Sanctioned Event (Class D or C)



Proposed Layout for the Redlands Fly-In 2008—The RC model display is the purple are on the right. If you want to see a higher resolution image please check out the following link:

[http://www.rcmarks.org/Documents/Redlands Airport Proposal.jpg](http://www.rcmarks.org/Documents/Redlands_Airport_Proposal.jpg)

Redlands Fly-In 2008 (Continued)

How can you participate?

Our goal is to have an awesome static display with different sections showing all the beautiful aspects of our hobby. We want to have planes from all time periods of aviation, trainers, small planes, electric planes, giant scale, IMAC, helicopters, jets, scale planes, basically everything that flies, presents nicely, and is controlled via RC or wire.

So bring out your models of which you are most proud of - the more models we have the better. It would be really nice if we



could group those planes thematically, e.g., having a WW I section, an electric section, a jet section, and so forth.

Also, if you would like to volunteer please let us know.

If you have ideas what we could do in addition to the planned activities let us know too.

Air Show Program

Like last year we will have a number of 10 to 15 minute slots where we can perform some flight demonstrations. Because of weather (e.g., wind) and other activities that are difficult to anticipate the show block schedule is dynamic, that is, we fly when we have an open window (1 - 2 times every hour). For this purpose we will, like last year, create different show block types that a) show our hobby from all aspects and b) have different requirements concerning space and weather. Thus we are as flexible as possible.

The demonstrations are like last year by invitation only. You can, however, apply for a flying spot in one of the slots by sending an e-mail to any one of us (Andreas (abl@esri.com), Harry (hjhill@verizon.net), Rick (KillerLoki51@roadrunner.com), Marty (Everett211@aol.com), or Bob (EstrellaRC@hughes.net). We will then see where to fit you in our program. If you have ideas for other presentations please let us know as well. Again, like last year we will have an on-line forum page where we add additional information and where everybody



that wants to can leave feedback.

Here are the show block types that we are currently planning to have (not in order):

- ◆ Welcome Banner Fly-By and IMAC Acrobatic Intro
- ◆ Free Style Demos (large scale acrobatic plane)
- ◆ Warbird WW II demo
- ◆ Warbird WW I demo
- ◆ Good Ol' times flying slot
- ◆ Electric Extravaganza
- ◆ Heli Demo
- ◆ Student & Teacher demo
- ◆ Turbine jet demo
- ◆ ??? Your ideas here ???



Depending on the time we get allotted and the reception by spectators we can have some show blocks multiple times.

That's it for the moment - we will send out more information once it becomes available. Please mark you calendars and start telling people about this event! (abl)



President's Corner



Hello everybody,

Here are a couple of items on my current MARKS radar screen that I would like to share with you.

New Keys and Locks

Last weekend, I unfortunately had to scratch the idea of becoming a "Weather Girl" and becoming a big star on TV. With my weather prediction being so wrong – it was nice on the originally planned date but cold, windy, and humid on the day when we actually had the event – it seems wiser to do chose a different career. – Besides the weather, however, we had a good time and got a lot done that day at the field. If you haven't been out to Greenspot it is probably worthwhile going to see the progress that we have made in renovating our field. – Back to the keys: The new keys should open all gates and the pin box; if you have no key then you can obtain one either from Chuck (Rialto) or from me (Redlands), or at any regular MARKS meeting.



Greenspot Runway Update

We have pretty much decided what we are going to do concerning the renovation of our current field until we can move to the new area. We are going to minimize cost wherever possible and apply the "most bang for the buck" rule and at the same time gather experience for our new field. At the next meeting we are going to have our members vote on this renovation. Once we have the blessing for the project we should be able to start within a month. Besides some preliminary planning and cleaning work (weeds) we will need volunteers that help on the day where we resurface the runway. We will basically cover the existing runway with a layer of sand, fix all holes, then roll and compress it, and finally fixate the sand with a water polymer mixture. This produces a very smooth and solid surface when done right. We should be able to do everything in one day but ... we need a lot of help from as many people as possible, as our

runway is BIG. As soon as we are done with planning and have confirmed a date for the runway work, we will give you a heads up so you can put the date into your calendars.

Setup Bench

Another project that I am currently working on is a prototype of a setup bench for Greenspot. I had heard that our friends at Norton have built some really nice benches so I drove out there and did some "work espionage". And indeed they have a very nice setup! – I took some pictures and began to draw some plans.



There were two main construction details that I changed: One change involves the plane restrainers and the other the working surface. The prototype has retractable restrainers and its working area is a square (Check the pictures for details). As materials I used standard sized lumber (2x3, 2x4, and 2x6) as well as a pine board (1x8). Building the bench



took only a few hours and you can easily build one over a weekend. Erik is going to draw plans and we are going to post them online. It would be great of some of you guys could build a couple too – it is so

much easier to come out to the field and have a couple of setup benches already there to use! – Please let me know if you are interested and I can give you some pointers. – Oh, yes, the price for all the parts is relatively low – I have to do the final calculations because I bought too much wood but my estimate is that a table is between \$50 and \$70.

Boring but Important

Well, I don't know many people that enjoy doing taxes (if there are any in our club please let me know immediately as I'll have something to do for you!!!). – Because we are now a real non-profit corporation, we need to send our



yearly report to Uncle Sam as well. It used to be that organizations with revenues of less than \$25,000 were exempt from filing a tax report: Not so anymore. Thus if you see me walking up and down the runway a bit grumpy and over worked then it is probably because I think IRS Form 990.

On the other IRS related topic, that is, in regard to our formal tax exempt status 501(c)(3) (Form 1023) we have not yet received any feedback. However, we should hear something back from the IRS any day now. Depending on the feedback we have to file a revision of our application or we might also be done completely.

Signs

At the last meeting Vic Bradley wasn't paying attention for just a moment and before he knew it, he had "volunteered" to make the direction signs for Greenspot. We have already made up our mind how



the signs should look like and how they are supposed to be constructed. – Expect to see the new signs soon; they will help guide new members and visitors to the flying site.

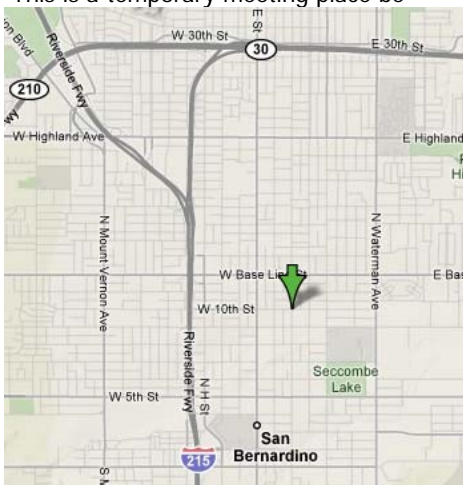
President's Corner (continued)

Meeting Place

Our upcoming monthly meeting (Thursday March 13th) will be held at Roger's Church (1001 N Arrowhead Ave, San Bernardino, CA 92410).

Here is Roger's description on how to get there: "It is on the north corner East of 10th and Arrowhead. Parking would be best on the East side of the church. You access the parking lot from Tenth street."

This is a temporary meeting place be-



cause we cannot use the San Bernardino Airport Safety office any more. However, if everything works out as planned then we will have a more permanent meeting place from April on. This meeting place is a real meeting / conference room, with white board and projection equipment. ... We will keep you posted if we have more concrete information.

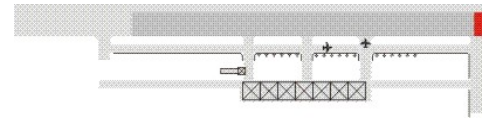

Rogue Gallery

Last but not least, we have started our very own Rogue Gallery. Like other personal information, the Rogue Gallery will be for members-only (I.e., it will be password protected). The goal is to have a picture of each MARKS member. This is not only great for people like me with a memory for names like that of a Giraffe but for everybody else that wants to go beyond the "hey", "you" or "dude" to address fellow members. We are going to make "mug shots" whenever there is an opportunity. If you have a good picture of yourself you can also send it in instead. Finally, if you don't like the picture we have made then sure we are going to make another, no problem.



Fundraising

February and March were slow months and besides the contributions of our two monthly donors there was no additional revenue. Oscar said that there were some upcoming sales on e-bay but nothing concrete



yet. The time after the Holidays is generally more difficult for fundraising, let's hope the coming months are better.



Another donation well worth mentioning is that of **Tim Attaway**, the current President of the **Chula Vista Model Radio Control Club** of San Diego who contributed \$100 in his club's name to our new runway!—Thanks a lot from all of us!


I am looking forward to a time when we can do the same for other clubs.

Your MARKS President,
Andreas

Solution to last Month's Picture Quiz

Here is last month's quiz picture and the full image. The first member to figure out the correct airplane type, a North American P-51D) was:

Fred Pierce



Contact Information

Club Address:

MARKS Club
 c/o Chuck Comstock (Treasurer)
 834 E, Virginia Street
 Rialto, CA 92376
 Phone: 909-875-8700
 E-mail: treasurer@rcmarks.org

Newsletter Editor:

Dennis Hammarstedt
 Phone: (909) 709-6596
 E-mail: newsletter@rcmarks.org

President:

Andreas Blaser
 Phone: (909) 793-9895
 E-mail: president@rcmarks.org

MARKS Club Motto

"MARKS - Powered by RC Enthusiasts!"

We are still looking for a good motto for our club. So scratch your heads and think of something, positive, and original that we could use here. Send your ideas to Dennis (newsletter@rcmarks.org)



M.A.R.K.S. stands for Miniature Aircraft Radio Kontrol Society – Our club has been founded in 1965 and has been a chartered club with the AMA since 1967. Since 2006, the MARKS Club is an incorporated non-profit organization with the State of California.

Our goal and vision as an organization is to the promotion of a safe, convenient, and cooperative pursuit of the sport of radio controlled aircraft as well as the fostering of talented modelers to compete on national or international level. In this context, the MARKS Club wants to provide a fitting framework for recreational and competitive activities involving any type of radio controlled aircraft and thus enriching the variety and the social environment of our local communities. The MARKS Club is open to everybody interested in model aviation. Emphasis is given to the introduction and education of the younger generation emphasizing values, such as, responsibility, good judgment, comradeship, teamwork, persistence, and technical skills specific to aviation.



Behind our name there is an active RC Model club that is located in the San Bernardino - Redlands - Highland area in Southern California. We have currently about one hundred members, flying everything from electric slow flyers, over helicopters, IMAC planes, and scale planes to fast turbine powered jets.

The last Page

What's Next?

We have another nice spring month before us with temperatures that are still comfortable and good weather conditions. Soon we will have fixed our old field so that we can enjoy flying again at Green-spot.— The resurfacing will take a day or two and we will need all the help we can get; as mentioned before we will let you know as soon as possible so you can mark the date and come out to help. You will see that it will be well worth it!

Please keep on reading your e-mail—this is the fastest and most efficient way for us to inform you about what is going on. If you have spam blockers please allow all e-mails from the @rcmarks.org and @esri.com domains. We are using e-mail accounts from these two domains to send out our club e-mail—Thanks. (abl)

Picture Quiz

What is the type of this plane?



Please send your answers to newsletter@rcmarks.org and we will announce the first three members that guessed correctly. (editors)

March 2008

Sun	Mon	Tue	Wed	Thu	Fri	Sat
						1
2	3	4	5	6	7	8
9	10	11	12	13	14	15
16	17	18	19	20	21	22
23	24	25	26	27	28	29
30	31					

Important Dates:

- ◆ Next Meeting: Thursday, 3/13
- ◆ AMAA Swap & Paper Cub Meet: Sunday, 3/16
- ◆ Citrus Harvest Festival Highland: Saturday, 3/29

